



Custom Made Interior Shutters

Why Choose Shutters?



Bespoke shutters are a sleek and stylish window covering that adds instant curb appeal to any property. Whatever your space, whatever your style, our range of premium-quality shutters is sure to suit your style...and budget.

- Shutters offer great flexibility by controlling light and privacy.
- Shutters are excellent insulators, keeping you warmer in winter and cooler in summer.
- They can be made to fit any window. They even make the room feel bigger, unlike heavy drapes and curtains.
- Shutters are a window dressing that can reduce allergens and improve symptoms in allergy sufferers.
- They add value to your property.
- They're easy to use and built to last.
- Stylish and timeless, shutters compliment all décors.
- They help block out external noise.
- Can add an extra level of security to your home.



Paulownia, Vivid White, 89mm Slat.

Our Shutter Ranges

We have several ranges for you to choose from. That way, you're sure to find the perfect look, feel, lead time, and price to suit your project.

Paulownia Hardwood - *Best Seller!*

Paulownia is a beautifully fine Hardwood with great eco credentials. The trees are fast growing, providing a sustainable, renewable source of timber. Available in our full palette of painted and botanical finishes, wood stains and limewash, they're incredibly customisable. The perfect choice for almost all windows including complex designs.

Basswood

This Premium wood is heavier and harder than Paulownia, and comes recommended for high-traffic areas. The smooth, even grain makes for a lovely painted finish. Available in painted finishes only.

Ashwood

Working with our trusted wood suppliers, we select only the highest-grade Ash to build this Premium shutter range. It's quite simply a cut above the rest. Available in paint and stain finishes, all with a natural wood grain texture.

Waterproof PVC

For those areas of your home where your windows come into direct contact with water, you'll need shutters that are built to withstand moisture and splashes. These PVC Shutters are 100% waterproof and highly durable.

Hybra Wood

This range combines a wooden frame with PV slats to create a hybrid shutter that showcases both quality and durability.

Fauxwood Shutters-



Super Fast, UK-Made!

This shutter range is handcrafted in the UK with a super fast lead time. The high-quality PVC composite material is suitable for any room but excels in bathrooms or kitchens as they are also completely waterproof.





Ashwood, Natural Stain, 89mm Slat.

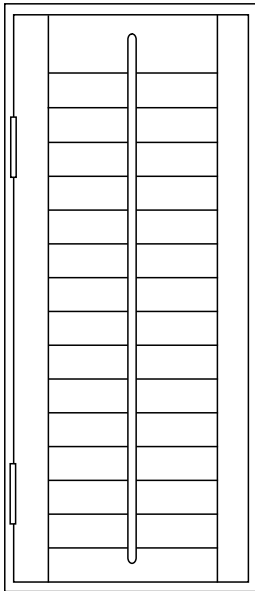


Fauxwood, Snow White, 89mm Urban Slat.

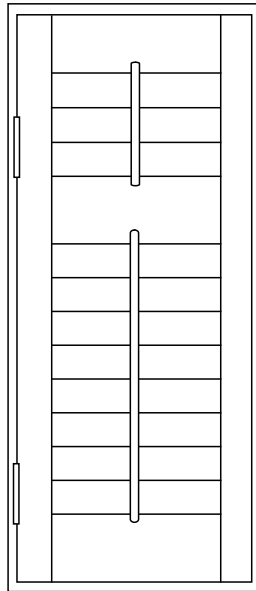
Full Height Shutters

Our most requested style, and a true classic. These shutters are designed to cover the full height of all types of windows and doors. A divider rail or hidden split (break in the slat mechanism) can be added to offer flexibility by granting independent slat control on the upper and lower sections.

Matching the number of full height panels to the number of glass panes in your window will offer clean lines and an elegant look.



Full Height



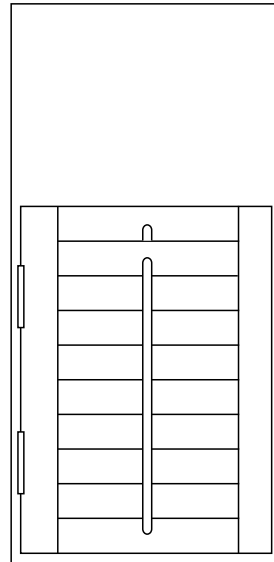
Full Height
with Midrail



Basswood, Custom Paint, 64mm Slat.

Café Style Shutters

Inspired by Parisian cafes, these shutters cover just the lower portion of the window, leaving the top part clear. Perfect if you're looking for some privacy, or simply as a design choice. You may also choose to add curtains or blinds in addition to offer more cover in the evenings.



Café





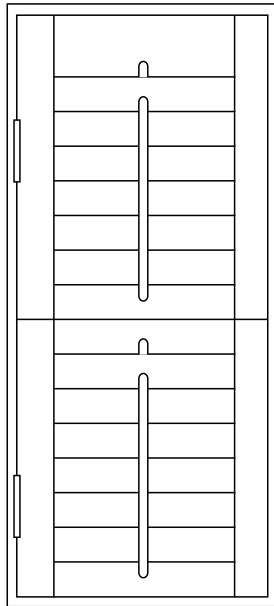
Paulownia Honey Stain, 76mm Slat.



Fauxwood, Snow White, 89mm Slat.

Tier-on-Tier

A beautiful option that works particularly well on tall, Victorian windows. The upper panels open and close independently from the lower panels allowing for maximum versatility. The top panels are designed to be opened back regularly, so you may consider ordering narrower bi-folding panels to fold back neatly to the sides.



Tier on Tier

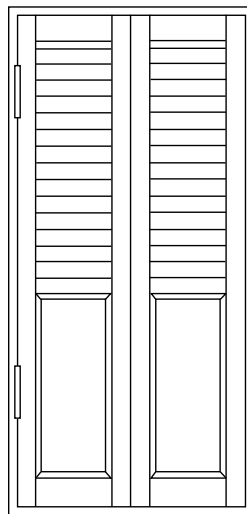


Solid Shutters

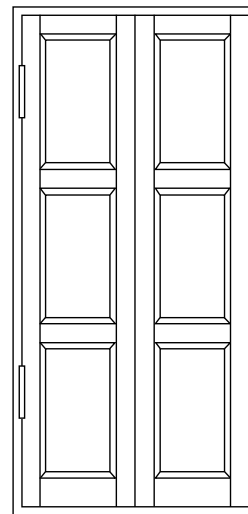
Solid shutters have become increasingly popular and can be styled to offer the charm of a French farmhouse or the elegance of a Georgian townhouse. Available with a Solid Raised insert or Shaker style, these shutters offer the best in-room darkness, but unlike the slatted styles, they do need to be opened back each day. A combination style shutter (part solid, part slatted) can give more flexibility and light.



Paulownia, Vivid White, Combination Shutter.



Combination



Solid



Paulownia, Custom Paint, Solid Raised.



Bifolding Track, Traffic White, 114mm Slat.

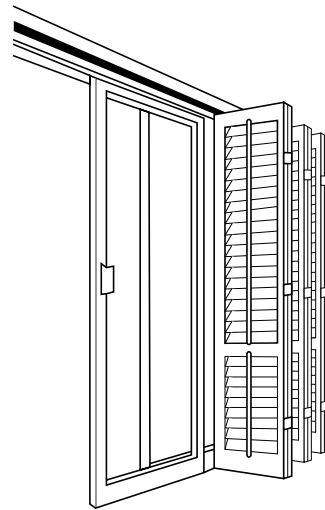
Track Systems

We offer a variety of installation options to suit different door sizes. For wider openings typical of large bi-folding glazed doors, customers should consider a tracked option. Tracked shutters work wonderfully as both doors and room dividers. Their shutter panels glide effortlessly across a discreet track system, for smoother opening and closing.

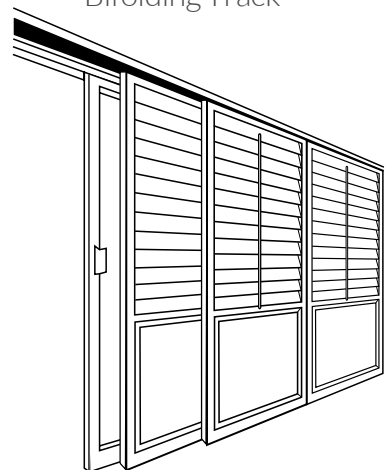
Tracks are available with hinged bi-folding panels, free moving hinged pairs, or with our double track system which allows the front and back to bypass each other.



Bypass Track, Wenge, 114mm Slat.



Bifolding Track



Bypass Track

Light Reducing Blinds

‘Shutter&Blind’ is an innovative style that includes an integrated light-reducing blind within the frame behind your shutter panels. Offering almost complete room darkness, they’re also great insulators, helping to keep your space cool in the summer and warm in the winter.




Integrated Blinds, Vivid White, 76mm Slat.



Shapes



Arches. Circles. Triangles. Whatever the unusual shape of your window or doorway, we can make a shutter to fit. With multiple options for slat and panel arrangements, shaped shutters will uniquely elevate any space. We can also fit to skylights with our specially tapered Velux frame.



Special Shape





Fauxwood, Snow White, 89mm Slat.

Paints & Stain Finish


We have a gorgeous selection of paint and wood stain colours to complement your home, whatever your style. Beautiful, durable, and designed to withstand the test of time. Colour availability varies by shutter range.

A pigment-rich palette of neutral paints available in a range of finishes. (Paint – Smooth, flat. Botanical – Subtle wood grain and texture. Limewash – Heavily grained texture.)

Paints



Wood Stains



Fauxwood Paints



Hinges



Our Shutter Magnet plates will match whichever hinge finish has been selected, except for our Waterproof range which is always Stainless Steel.



Custom Colours to Suit your Style

If you're looking for something a little more specific, or need your shutters to add a pop of colour to the room, we'd love to help.

We can custom colour match* to Farrow & Ball, Dulux Trade, RAL, and Little Greene Paint Company. Your requested colour is matched, and the shutters are painted using our specialist water-based, UV-protected paint.

*Surcharges apply.

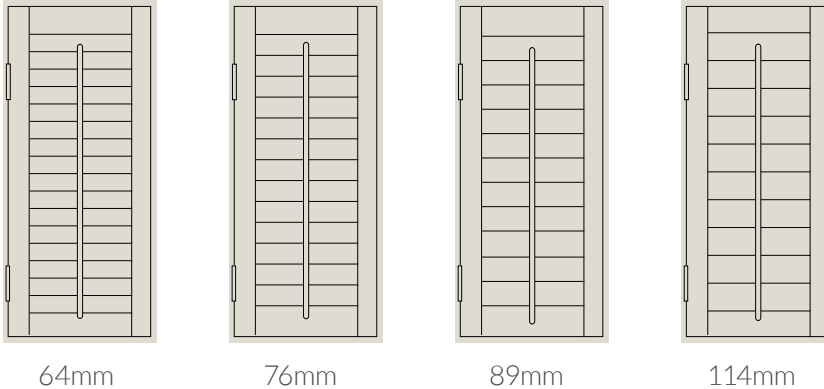


Paulownia, Custom Paint, 89mm slat.

Paulownia, Custom Paint, Solid Raised.

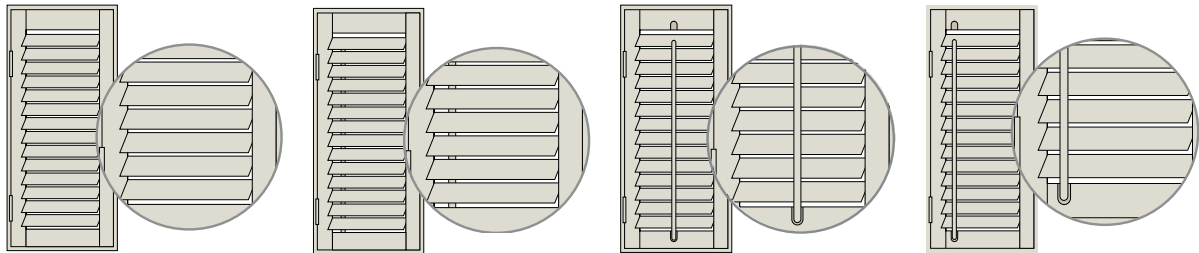
Shutter Details

Slat Size Options



Your choice of slat size will be dependent on the look you're hoping to achieve. The smaller slats offer a more traditional look, whereas the larger ones feel more contemporary. Typically, it's best to keep them in proportion with your windows. The 76mm and 89mm are a great choice to suit your whole house. The slats have an elliptical shape. You can also choose an 'Urban slat', which has a rebated edge to lie flat when closed.

Control Rod Options



Hidden Tilt Rod

An in-stile tilt rod that's completely hidden within the panel's stile. To open and close the slats, simply adjust any one of the attached slats and all slats will open in unison.

Clearview Tilt Rod

A similar look to the Hidden but with a discreet aluminium tilt rod at the rear of the shutter panel.

Central Tilt Rod

A vertical rod on the front centre of the panel. This links the shutter slats together and allows the slats to open and close in unison. The classic plantation shutter look.

Offset Tilt Rod

Like the Central rod but positioned offset to the hinge side. This can be useful for special shaped shutters.



Paulownia, Natural Stain, 114mm Slat.

